



The Sam & Adele **Golden Foundation**™ for the Arts, Inc.

Residency Application & Instructions

Contents

Accessing the Online Application	3
Starting the Application Process.....	4
First Time Users	5
Returning Users	6
Navigating the Application and Saving Your Work	7
Paying the Application Fee	8
Copy of the Residency Application	10

PLEASE NOTE:

Residency applications will only be accepted through our online application system. This printed application and instruction packet is for reference only.

General Instructions

Please review this entire document before beginning the online application process. We have tried to address any questions that you may run into while completing the application.

A complete application must contain the following information and files:

- Contact and biographical information
- Artist statement
- Eight digital image files of your work. Detailed requirements for images are outlined below.
- Three references whom we may contact. References will only be contacted for applicants who have been selected for residency
- Current resume in pdf or tiff format.
- Applicants have the option of submitting up to three letters of recommendation. Please use pdf or tiff format.
- A \$30 application fee, charged at the end of the application process, payable via credit card.

Digital Image Guidelines

- The application will require that you upload 8 digital images for review by the selection committee. Before starting the online application, we encourage all applicants to make certain that these files are correctly formatted.
- Images must be submitted as jpegs.
- Slideshows and Powerpoint presentations are not accepted.
- Each jpeg may be no larger than 1600 pix in any direction.
- Image resolution must be between 72 and 100 dpi.
- Each file must be less than 1MB.
- Each file must be labeled with the applicant's last name followed by a period, first initial, underscore, and number Example: SMITH.J_1.JPG, SMITH.J_2.JPG

Accessing the Online Application

You can access the Online Application by clicking on either the “**Go To Application**” link or button which are located on the Application Process page.

The screenshot shows the website's navigation and content. The header includes links for home, residency, workshops, resources, and contributors. The main content area is titled 'the residency' and 'the application process'. On the left, there are sections for 'selection criteria' and 'financial considerations'. In the center, under 'General Application', there is a list of bullet points. On the right, there is a 'residency links' sidebar with a 'Go To Application' link. A green arrow points from the 'Application Process' link in the sidebar to the 'Go To Application' link in the sidebar. Another green arrow points from the 'Go To Application' link in the sidebar to the 'Go To Application' button in the bottom section of the page.

selection criteria

Residencies are selected through a two-stage competitive selection process. During the first selection round, portfolios of submitted images will be judged by an independent committee of highly regarded art professionals. During this first round, artists will be selected solely on the basis of portfolio.

During the second phase of the selection process, the selection committee and Executive Director review all aspects of the applications. A final selection of applicants will participate in a short phone interview with the Executive Director. In addition, applicants' references may be contacted.

financial considerations

Various levels of financial support are available for studio and living expenses. This includes:

Regardless of financial need, all artists accepted into the residency program receive a generous supply of paint materials and technical support.

residency links

- About the Residency
- Marshall Fellowship
- Visiting Artist Program
- Facilities
- Residency Calendar
- Residency FAQ's
- Artists in Residence
- Application Process
- Go To Application

2013 Residency Application Deadline

October 29, 2012
6:00 PM - E.S.T.

Residency applications are accepted only through our online application system. This system will require you to create a user account, which will enable you to save a partially completed application and return to it later.

We strongly recommend downloading the application prior to starting in order to gather all the required information. You will be able to copy and paste information into the online application. You may download a copy of the application [here](#).

Digital Image Guidelines

The application will require that you upload 8 digital images for review by the selection committee. Before starting the online application, we encourage all applicants to make certain that these files are correctly formatted.

- Images must be submitted as jpeg.
- Slideshow and Powerpoint presentations are not accepted.
- Each jpeg may be no larger than 1000 pix in any direction.
- Image resolution must be between 72 and 100 dpi.
- Each file must be less than 1MB.

A complete application must contain the following information and files:

- Contact and biographical information.
- Artist statement.
- Eight digital image files of your work. Detailed requirements for images are outlined below.
- Three references whom we may contact. References will only be contacted for applicants who have been selected for residency.
- Current resume or CV in pdf or tiff format.
- Applicants have the option of submitting up to three letters of recommendation. Please use pdf or tiff format.
- A \$30 application fee, charged at the end of the application process, payable via credit card.

Go To Application

Starting the Application Process

After clicking the “Go To Application” link or button, you will be brought to the Residency Application Login screen.

If you are a New User, you will need to create a Username and Password in order to create an account. Creating an account will allow you to work on your application over multiple sessions. Please be sure to write down your Username and Password for future reference.

If you had previously created an account, you can enter your Username and Password under the Returning Users section.

The screenshot shows the 'Residency Application Login' page. On the left, under 'Application Instructions', there are three bullet points: 1. 'While filling out this application, DO NOT USE YOUR BROWSER'S "BACK" BUTTON. Please use the "NEXT" and "PREVIOUS" buttons located at the bottom of the form to move through the application.' 2. 'Each time you click the "NEXT" button located at the bottom of the form, your information will automatically be saved.' 3. 'You may save a partially completed application and return to it later by clicking on the "Save Partial Work" button located at the bottom of the form. When you are ready to continue, you may return to this application via the "Go To Application" links located on the "Residency Application" page. When you return to complete your application, click the "edit" button - as illustrated below - in order to complete your application.' Below these instructions is a small image titled 'Successful Login For: jsmith1' showing a confirmation screen with a table of applications. At the bottom, a note states: 'Please note that your application will not be processed until your \$30 application fee has been received.' Below this is a section titled '2013 Residency Dates' with a list of dates: April 21 – May 18, June 2 – June 29, July 7 – August 3, August 4 – August 31, September 15 – October 12, and October 20 – November 16. On the right, the 'Residency Application Login' form has two sections: 'New Users' and 'Returning Users'. The 'New Users' section has fields for Username, Password, Confirm Password, and Email Address, with a 'Submit' button. The 'Returning Users' section has fields for Username, Password, and a 'Forgot Password?' link with an Email Address field and a 'Submit' button. Two green arrows point from the instructions to the 'New Users' and 'Returning Users' sections respectively.

Application Instructions

- While filling out this application, **DO NOT USE YOUR BROWSER'S "BACK" BUTTON**. Please use the "NEXT" and "PREVIOUS" buttons located at the bottom of the form to move through the application.
- Each time you click the "NEXT" button located at the bottom of the form, your information will automatically be saved.
- You may save a partially completed application and return to it later by clicking on the "Save Partial Work" button located at the bottom of the form. When you are ready to continue, you may return to this application via the "Go To Application" links located on the "Residency Application" page. When you return to complete your application, click the "edit" button - as illustrated below - in order to complete your application.

Successful Login For: jsmith1

Application #	Status	First Name
1012	Submitted	John

2013 Residency Dates

- April 21 – May 18
- June 2 – June 29
- July 7 – August 3
- August 4 – August 31
- September 15 – October 12
- October 20 – November 16

Residency Application Login

New Users

Username:

Password:

Confirm Password:

Email Address:

Returning Users

Username:


Password:

Forgot Password?

Email Address:

First Time Users

You will see a screen similar to below stating that a new account has been created for you.



The Sam & Adele **Golden Foundation** for the Arts, Inc.

home | residency | workshops | resources | contributors

2013 Golden Foundation Residency Application

Application Instructions

- While filling out this application, **NOT USE YOUR BROWSER'S "BACK" BUTTON.** Please use the "NEXT" and "PREVIOUS" buttons located at the bottom of the form to move through the application.
- Each time you click the "NEXT" button located at the bottom of the form, your information will automatically be saved.
- You may save a partially completed application and return to it later by clicking on the "Save Partial Work" button located at the bottom of the form. When you are ready to continue, you may return to this application via the "Go To Application" links located on the "Residency Application" page. When you return to complete your application, click the "edit" button - as illustrated below - in order to complete your application.

Successful Login For: jmtest3
View your stored results below:

Reference #	Updated	First Name
6404062	2012-04-05 13:37:27	John

- Please note that your application will not be processed until your \$30 application fee has been received.

2013 Residency Dates

April 21 – May 18
June 2 – June 29
July 7 – August 3
August 4 – August 31
September 15 – October 12
October 20 – November 16

2013 Residency Application Deadline

October 29, 2012
6:00 PM - EST

New Account Created For: jmgolden
Please continue and fill out the form. Answers will be saved in your account.

Personal Information

* First Name * Last Name * Date of Birth (mm/dd/yy)

* Street Address

Street Address 2

* City * State * Postal Code (Enter "NA" if not applicable)

* Country Additional International Mailing Information

* Home Phone Cell Phone

* Primary Email Address

* Confirm Email Address

Website (please use "http://www" in your website's address)

* Residence Status ☐ US Citizen ☐ Permanent Resident ☐ International

* How did you hear of the Golden Foundation?

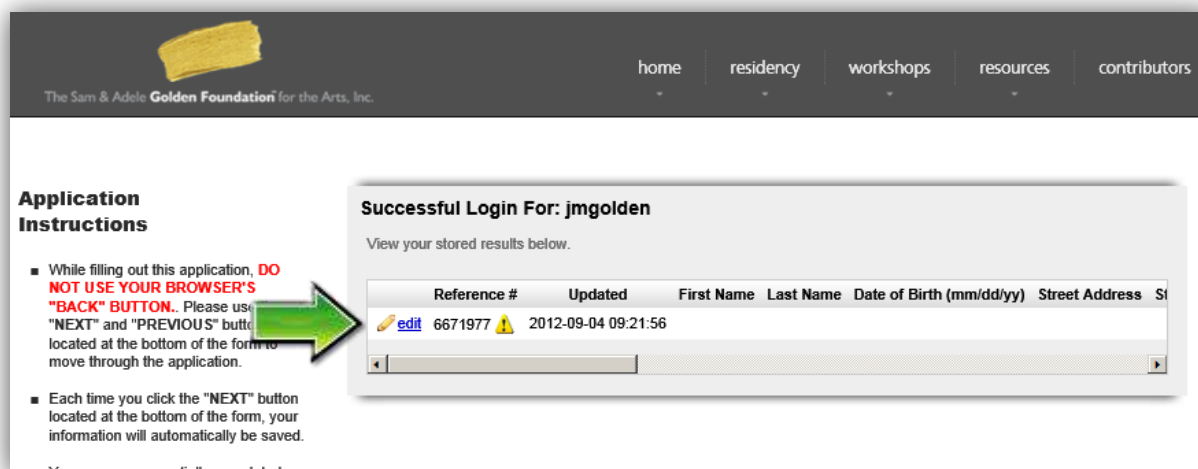
* Indicates Response Required

(Page 1 / 13)

Returning Users

You will see a screen similar to below.

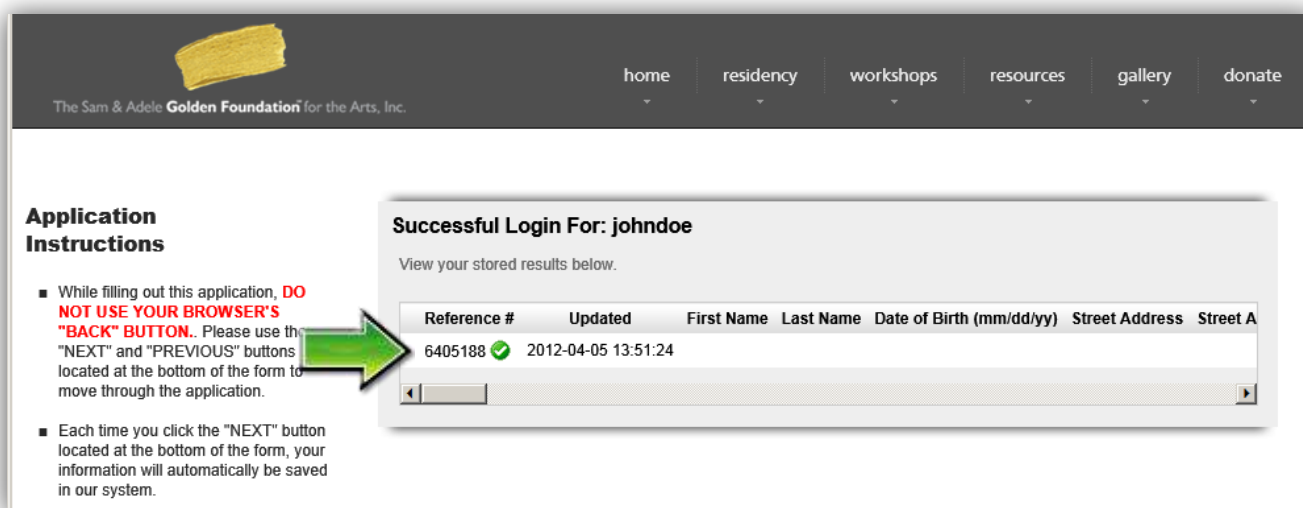
If you have not yet completed your application, you will see a little yellow triangle. This triangle signifies that your application has yet to be submitted. In order to edit your application, click on the “[edit](#)” link as illustrated below.



The screenshot shows the Golden Foundation website interface. The top navigation bar includes links for home, residency, workshops, resources, and contributors. The main content area is divided into two sections: "Application Instructions" on the left and a "Successful Login" message on the right. The "Successful Login" message is for user "jmgolden" and includes a link to "View your stored results below." Below this is a table with application results. A green arrow points to the "edit" link in the first row of the table.

Reference #	Updated	First Name	Last Name	Date of Birth (mm/dd/yy)	Street Address	Si
edit 6671977	2012-09-04 09:21:56					

If you see a circle with a checkmark, this signifies that you have submitted your application. Only one application may be submitted per application period.



The screenshot shows the Golden Foundation website interface. The top navigation bar includes links for home, residency, workshops, resources, gallery, and donate. The main content area is divided into two sections: "Application Instructions" on the left and a "Successful Login" message on the right. The "Successful Login" message is for user "johndoe" and includes a link to "View your stored results below." Below this is a table with application results. A green arrow points to the checkmark in the first row of the table.


Reference #	Updated	First Name	Last Name	Date of Birth (mm/dd/yy)	Street Address	Street A
6405188	2012-04-05 13:51:24					

Navigating the Application and Saving Your Work

At the bottom of the form, you will see three buttons.

- Save Partial Work: Clicking this button will save all of the information entered on the page.
- << Previous: Clicking this button will move you to the preceding form page.
- Next>>: Clicking this button will save all the information entered on the page and move you to the next form page.

If you accidentally close the web browser, or otherwise interrupt the application process, you can always log back into the system and resume where you left off, by going to the Residency Application page of the Golden Foundation website and clicking on the Online Application link (as described on page 3 of this document)



The Sam & Adele Golden Foundation for the Arts, Inc.

home residency workshops resources contributors

2013 Golden Foundation Residency Application

Progress: 8% Complete

Background Information

* Current Occupation (50 words maximum)

0/50 words

* Education (100 words maximum)

0/100 words

* Upload Resume (optional - 1MB maximum file size)

Browse...

* Have you attended other residencies?

☐ Yes

☐ No


* Indicates Response Required

Application Instructions

- While filling out this application, **DO NOT USE YOUR BROWSER'S "BACK" BUTTON..** Please use the "NEXT" and "PREVIOUS" buttons located at the bottom of the form to move through the application.
- Each time you click the "NEXT" button located at the bottom of the form, your information will automatically be saved.
- You may save a partially completed application and return to it later by clicking on the "Save Partial Work" button located at the bottom of the form. When you are ready to continue, you may return to this application via the "Go To Application" links located on the "Residency Application" page. When you return to complete your application, click the "edit" button - as illustrated below - in order to complete your application.

Successful Login For: Jmtest3


View your stored results below.

	Reference #	Updated	First Name
	6404862	2012-04-05 13:37:27	John

- Please note that your application will not be processed until your \$30 application fee has been received.

2013 Residency Dates

April 21 – May 18
June 2 – June 29
July 7 – August 3
August 4 – August 31



<< Previous

Save Partial Work

Next >>

(Page 2 / 13)

Paying the Application Fee

Please note that The Sam & Adele Golden Foundation never has access to your credit card information. All credit card transactions are handled through our payment services provider, PayPal. You can review the PayPal privacy policy at www.paypal.com.

Please note that when asked for “**CVV**” you should enter the 3 or 4 digit code that is located on your credit card.


2013 Golden Foundation Residency Application

Order Review

Please take a moment to review your order.

Order Summary		
Quantity	Item Description	Amount
1	\$30.00 Residency Application Fee	\$30.00
Order Total		\$30.00

All orders are processed via Paypal.



Accepted forms of payment

* First Name

* Last Name

* Credit Card Type

* Credit Card Number

* Expiration Date (mm/yy)

* CVV Code (3 digit code on back of card)

* Billing Street Address

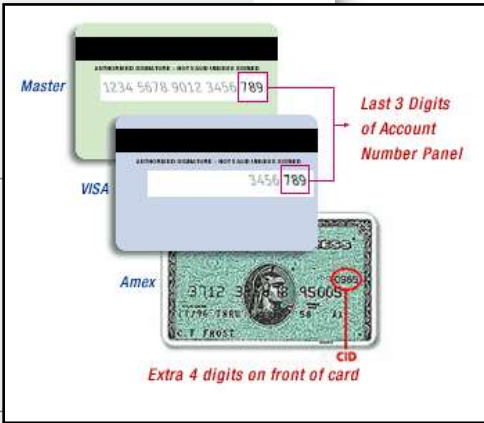
* City

* State

* Zip Code

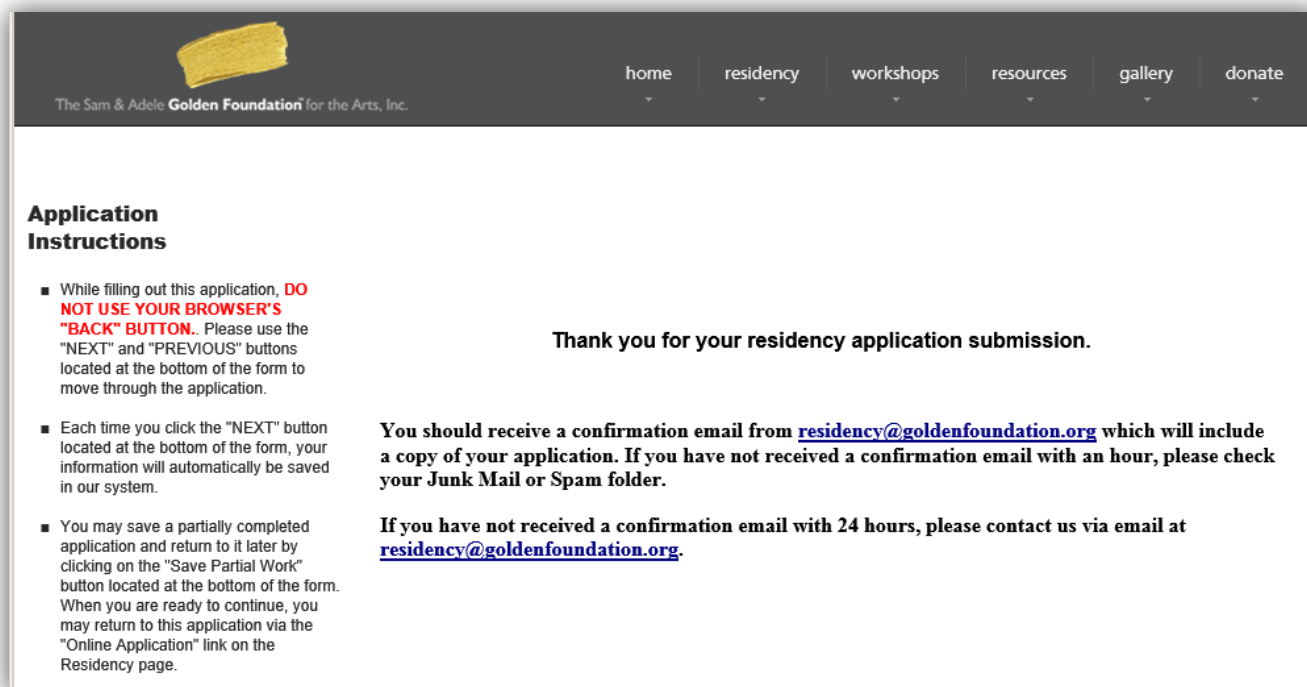
* Country

* Email Address



A successfully submitted application...

Upon successfully submitting your application, you will be presented with a screen similar to below. You will also receive an e-mail receipt sent to the Primary E-Mail Address that was entered on the first page of the application form.



The screenshot shows a web browser window with a dark grey header. On the left, it says "The Sam & Adele Golden Foundation for the Arts, Inc." with a yellow brushstroke logo. On the right, there are navigation links: "home", "residency", "workshops", "resources", "gallery", and "donate", each with a small downward arrow. Below the header, the page has a white background. On the left side, under the heading "Application Instructions", there are three bullet points. On the right side, there is a large, bold message: "Thank you for your residency application submission." followed by two paragraphs of text, each starting with a bold statement and followed by a blue hyperlink to residency@goldenfoundation.org.

The Sam & Adele Golden Foundation for the Arts, Inc.

home residency workshops resources gallery donate

Application Instructions

- While filling out this application, **DO NOT USE YOUR BROWSER'S "BACK" BUTTON**. Please use the "NEXT" and "PREVIOUS" buttons located at the bottom of the form to move through the application.
- Each time you click the "NEXT" button located at the bottom of the form, your information will automatically be saved in our system.
- You may save a partially completed application and return to it later by clicking on the "Save Partial Work" button located at the bottom of the form. When you are ready to continue, you may return to this application via the "Online Application" link on the Residency page.

Thank you for your residency application submission.


You should receive a confirmation email from residency@goldenfoundation.org which will include a copy of your application. If you have not received a confirmation email with an hour, please check your Junk Mail or Spam folder.

If you have not received a confirmation email with 24 hours, please contact us via email at residency@goldenfoundation.org.

Copy of the Residency Application

PAGE 1 OF 13

Personal Information

First Name	Last Name	Date of Birth (mm/dd/yy)
<input type="text"/>	<input type="text"/>	<input type="text"/>
Street Address		
<input type="text"/>		
Street Address 2		
<input type="text"/>		
City	State 	Postal Code (Enter "NA" if not applicable)
<input type="text"/>	<input type="text"/>	<input type="text"/>
Country	Additional International Mailing Information	
<input type="text"/>	<input type="text"/>	
Home Phone	Cell Phone	
<input type="text"/>	<input type="text"/>	
Primary Email Address		
<input type="text"/>		
Confirm Email Address		
<input type="text"/>		
Website (please use "http://www" in your website's address)		
<input type="text"/>		
Residence Status	How did you hear of the Golden Foundation?	
<input type="radio"/> US Citizen	<input type="text"/>	
<input type="radio"/> Permanent Resident		
<input type="radio"/> International		

* Indicates Response Required

Next >>

(Page 1 / 13)

RESIDENCY APPLICATION PAGE 2 OF 13

Progress: 8% Complete

Background Information

Current Occupation (50 words maximum)

0/50 words

Education (100 words maximum)

0/100 words

Upload Resume (optional - 1MB maximum file size)

Browse...

Have you attended other residencies?

☐ Yes

☐ No

* Indicates Response Required

<< Previous

Next >>

(Page 2 / 13)

RESIDENCY APPLICATION PAGE 3 OF 13

Progress: 15% Complete

Scheduling Preferences

Please select your scheduling preference:

First Choice

Second Choice

Third Choice

Please let us know if you have any specific scheduling needs...

0/100 words

* Indicates Response Required

<< Previous

Next >>

(Page 3 / 13)

RESIDENCY APPLICATION PAGE 4 OF 13

Progress: 23% Complete

Work Description

Briefly describe your work, including medium and genre. (250 word max)

0/250 words

Please provide us with an Artist Statement (250 word max)

0/250 words

Please provide a description of how you believe the Golden Foundation Residency will support your work and specifically, what material(s) you will be working with (acrylic, oil, or both). (250 word max)

0/250 words

* Indicates Response Required

<< Previous

Next >>

(Page 4 / 13)

RESIDENCY APPLICATION PAGE 5 OF 13

Progress: 31% Complete

Work Samples

Please provide 8 digital images of your recent work (no older than 3 years) which will be used during the selection process for your Golden Foundation Residency.

PLEASE NOTE:

- Images must be submitted as jpegs.
- Slideshows and Powerpoint presentations are not accepted.
- Each jpeg may be no larger than 1600 pix in any direction.
- Image resolution must be between 72 and 100 dpi.
- Each file must be less than 1MB.
- Each file must be labeled with the applicant's last name followed by a period, first initial, underscore, and number. Example: SMITH.J_1.JPG, SMITH.J_2.JPG"

Work Sample 1

Title of Work	Medium	Size of Work	Date Completed
<input type="text"/>	<input type="text"/>	<input type="text"/>	<input type="text"/>

File to Upload

Browse...

Work Sample 2

Title of Work	Medium	Size of Work	Date Completed
<input type="text"/>	<input type="text"/>	<input type="text"/>	<input type="text"/>

File to Upload

Browse...

Work Sample 3

Title of Work	Medium	Size of Work	Date Completed
<input type="text"/>	<input type="text"/>	<input type="text"/>	<input type="text"/>

File to Upload

Browse...

* Indicates Response Required

<< Previous

Next >>

(Page 5 / 13)

RESIDENCY APPLICATION PAGE 6 OF 13



Progress: 38% Complete

Image Upload - Page 2 of 3

Work Sample 4

Title of Work	Medium	Size of Work	Date Completed
<input type="text"/>	<input type="text"/>	<input type="text"/>	<input type="text"/>

File to Upload

Work Sample 5

Title of Work	Medium	Size of Work	Date Completed
<input type="text"/>	<input type="text"/>	<input type="text"/>	<input type="text"/>

File to Upload

Work Sample 6

Title of Work	Medium	Size of Work	Date Completed
<input type="text"/>	<input type="text"/>	<input type="text"/>	<input type="text"/>

File to Upload

* Indicates Response Required

(Page 6 / 13)

RESIDENCY APPLICATION PAGE 7 OF 13

Progress: 46% Complete

Image Upload - Page 3 of 3

Work Sample 7

Title of Work	Medium	Size of Work	Date Completed
<input style="width: 95%;" type="text"/>	<input style="width: 95%;" type="text"/>	<input style="width: 95%;" type="text"/>	<input style="width: 95%;" type="text"/>

File to Upload

Browse...

Work Sample 8

Title of Work	Medium	Size of Work	Date Completed
<input style="width: 95%;" type="text"/>	<input style="width: 95%;" type="text"/>	<input style="width: 95%;" type="text"/>	<input style="width: 95%;" type="text"/>

File to Upload

Browse...

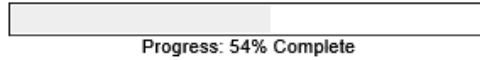
* Indicates Response Required

<< Previous

Next >>

(Page 7 / 13)

RESIDENCY APPLICATION PAGE 8 OF 13



Financial Support Information

The cost of each residency is \$3,500, and includes a generous supply of paint materials and technical support. For artists seeking financial assistance, the Golden Foundation offers several levels of financial support based on income, however artists are strongly encouraged to seek additional outside resources.

Financial status is not a consideration in the admission process.

Are you requesting financial support?

☐ Yes

☐ No

* Indicates Response Required

<< Previous

Next >>

(Page 8 / 13)


RESIDENCY APPLICATION PAGE 9 OF 13

Progress: 62% Complete


References

Please provide us with three references. These references will only be contacted if you have been chosen as a potential resident.

Reference 1

Name	Title	Relationship to You
<input type="text"/>	<input type="text"/>	<input type="text"/>
Street Address		
<input type="text"/>		
City	State 	Postal Code (Enter "NA" if not applicable)
<input type="text"/>	<input type="text"/>	<input type="text"/>
Additional Mailing Information		Phone
<input type="text"/>		<input type="text"/>
Email Address		
<input type="text"/>		

Reference 2

Name	Title	Relationship to You
<input type="text"/>	<input type="text"/>	<input type="text"/>
Street Address		
<input type="text"/>		
City	State 	Postal Code (Enter "NA" if not applicable)
<input type="text"/>	<input type="text"/>	<input type="text"/>
Additional Mailing Information		Phone
<input type="text"/>		<input type="text"/>
Email Address		
<input type="text"/>		

* Indicates Response Required

<< Previous

Next >>

(Page 9 / 13)

RESIDENCY APPLICATION PAGE 10 OF 13

Progress: 69% Complete

References - Page 2 of 2

Reference 3

Name <input style="width: 95%;" type="text"/>	Title <input style="width: 95%;" type="text"/>	Relationship to You <input style="width: 95%;" type="text"/>
Street Address <input style="width: 100%;" type="text"/>		
City <input style="width: 95%;" type="text"/>	State <input style="width: 95%;" type="text"/>	Postal Code (Enter "NA" if not applicable) <input style="width: 95%;" type="text"/>
Additional Mailing Information <input style="width: 95%;" type="text"/>		Phone <input style="width: 95%;" type="text"/>
Email Address <input style="width: 95%;" type="text"/>		

* Indicates Response Required

<< Previous Next >>

(Page 10 / 13)

RESIDENCY APPLICATION PAGE 11 OF 13

Progress: 77% Complete

Letters of Recommendation

Letters of recommendation are not required but may be submitted.

Letter of Recommendation 1

Browse...

Letter of Recommendation 2

Browse...

Letter of Recommendation 3

Browse...

* Indicates Response Required

<< Previous

Next >>

(Page 11 / 13)

RESIDENCY APPLICATION PAGE 12 OF 13



Progress: 85% Complete

Please Review Your Application Before Proceeding

At this point, you have completed the question and answer portion of the residency application. Before clicking the "**Next**" button below, please take this opportunity to review your answers.

Please remember that your application will not be processed until payment has been received.

* Indicates Response Required

<< Previous

Next >>

(Page 12 / 13)

RESIDENCY APPLICATION PAGE 13 OF 13

Progress: 92% Complete

Application Payment

Upon clicking the "**Continue**" button below, you will be brought to a form in which you will be asked to enter your credit card information for the \$30 Golden Foundation Residency application fee.

PLEASE NOTE:

The Sam & Adele Golden Foundation does not have access to your credit card information. All Golden Foundation website credit card transactions are handled through our payment services provider, PayPal. You can review the PayPal privacy policy at www.paypal.com. We share information with PayPal only to the extent necessary for the purposes of processing payments you make via our website.

Please provide the name on the credit card being used for your application fee.

* First Name

* Last Name

*** Items to be charged:**

☒ \$30.00 Residency Application Fee

* Indicates Response Required

<< Previous

Continue >>

(Page 13 / 13)

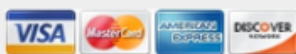
RESIDENCY APPLICATION PAYMENT PAGE

Order Review

Please take a moment to review your order.

Order Summary		
Quantity	Item Description	Amount
1	\$30.00 Residency Application Fee	\$30.00
Order Total		\$30.00

All orders are processed via Paypal.



Accepted forms of payment

* First Name

* Last Name

* Credit Card Type

* Credit Card Number

* Expiration Date (mm/yy)

* CVV Code (3 digit code on back of card)

* Billing Street Address

* City

* State

* Zip Code

* Country

* Email Address

Back

Confirm Order